



CVC TECHNOLOGIES, INC.



www.cvctechnologies.com

U.S. Headquarters: Fontana, California



● CVC Technologies, Inc.
10861 Business Drive, Fontana, CA 92337, USA
Phone: +1 (909) 355-0311
Fax: +1 (909) 355-0411
<http://www.cvcusa.com>
E-mail: sales@cvcusa.com

● CVC USA East Coast Office
1855 New Highway, Suite C, Farmingdale NY 11735
Phone: +1 (909) 355-0311
Fax: +1 (909) 355-0411
E-mail: sales@cvcusa.com

Asia Headquarters: Taiwan Manufacturing Center



● CVC Technologies, Inc. (Taiwan)
Asia Pacific Headquarters
No.190, Gongye 9th Rd., Dali Dist., Taichung City 412, Taiwan
Phone: +886 (4) 2496-3666
Fax: +886 (4) 3705-6555
E-mail: sales@cvctechnologies.com

● CVC Technologies, Inc. (India)
601/602, Manmandir Suraksha, Building No.3, Nahur Village Road,
Mulund (W), Mumbai - 400 080
Phone: +91 (22) 2562-1242, +91 (22) 2562-1243
Fax: +91 (22) 2562-1244
E-mail: sales@cvctechnologies.com

● CVC Technologies, Inc. (China)
No.77, Kangzhuang Road, Kunshan, China
Postal Code: 215314
Phone: +86 (512) 8363-6368
Fax: +86 (512) 8363-6638
E-mail: sales@cvctechnologies.com



focusing on
WHAT MATTERS THE MOST
to our customers



CVC LIQUID PACKAGING SYSTEMS

INNOVATIVE SIMPLE SMART SOLUTIONS

FOR COMPLEX PACKAGING REQUIREMENTS

Expertise in turnkey integration, the uncompromising quality

- the preferred choice in integrated turnkey systems.

With long years of experience serving pharmaceutical, nutraceutical, and cosmetic industries, CVC Technologies has developed a full range of liquid filling systems designed to meet a variety of applications.

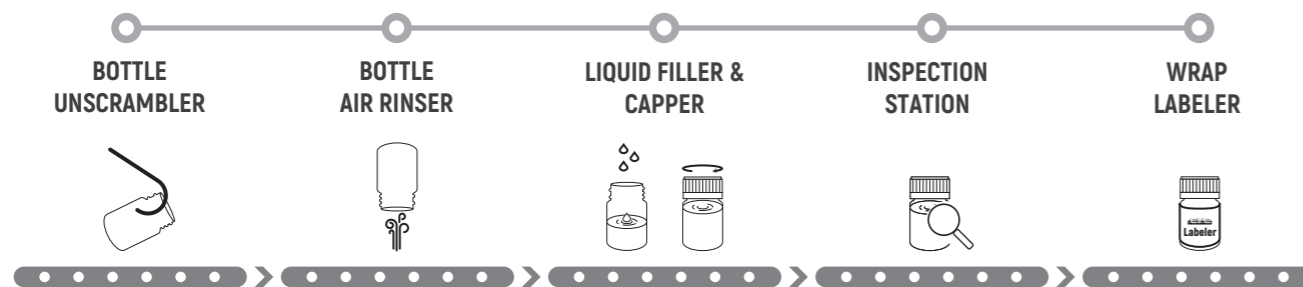
Flexibility: flexible features satisfy most applications in pharmaceutical, food and cosmetic industries.

Stability: with CVC's comprehensive experience in integration, individual machines work in seamless harmony within the system.

Durability: versatile design, quality components, plus top workmanship ensures a lasting investment that pays itself.



▲ CVC HIGH SPEED LIQUID LINE



▼ CVC 1266



The CVC 1266 Bottle Unscrambler is designed to automatically feed bottles from a bin and place them upright onto a conveyor at speeds of up to 200-280 bottles per minute. The CVC 1266 is built on a Siemens control system including a HMI panel. Options include ionized air rinse with vacuum, fallen bottle sensor with return to bin, low level hopper sensor, tower lamp, and static eliminator bar. No change parts are required.

STANDARD FEATURES

- Display Touchscreen Instruction for Machine Operation is in English
- Memory Capacity for 50 Jobs
- Interlocked Safety Guarding
- Low Level Hopper Sensor
- Bottle Backlog Sensor at Outfeed
- Type 304 Stainless Steel Bin, Frame, Enclosure Panels
- Type 316 Stainless Steel Contact Parts
- ISO 9001:2015 Certified

AVAILABLE OPTIONS

- Static Eliminator Bar in Disc Sorter
- Ionized Air Rinsing Assembly with Vacuum
- Upside Down Bottle, Fallen Bottle Reject Assembly
- Tower Lamp
- 21 CFR Part 11 License
- OPC UA for data collection



STANDARD FEATURES

- Display touchscreen instruction for machine operation is in English
- Interlocked safety guarding
- Low level hopper sensor
- Bottle backlog sensor at outfeed
- Type 304 stainless steel bin, frame, enclosure panels
- Type 316 stainless steel contact parts
- ISO 9001:2015 certified



• Bottle orientating assembly



• Air Rinse Station

▼ CVC 1263



▼ CVC 1263D



Technical Specifications			
Model	CVC 1266	CVC 1263	CVC 1263D
Type	U4	U4	U4
Productivity	Up to 280 BPM (base on 100ml round bottle, subject to trial confirmation)	Up to 80 BPM (base on 100ml round bottle, subject to trial confirmation)	Up to 120 BPM (base on 100ml round bottle, subject to trial confirmation)
Applicable Size	Bottle Dia.: Ø30-120 mm (1 1/4" to 4 3/4") Bottle Height: 45-200 mm (1 3/4" to 7 3/4") Bottle Height/Dia Ratio: Min. 1.5:1	Bottle Dia.: Ø30-80 mm (1 1/4" to 3 1/8") Bottle Height: 50-150 mm (2" to 5 3/4") Bottle Height/Dia Ratio: Min. 1.5:1	Bottle Dia.: Ø30-120 mm (1 1/4" to 4 3/4") Bottle Height: 50-200 mm (2" to 7 3/4") Bottle Height/Dia Ratio: Min. 1.5:1
Hopper Capacity	396 L (14 Cuft)	155 L (5.5 Cuft)	180 L (6.4 Cuft)
Air Filter Efficiency	0.01 µm (99.99 %) (for optional Ionized air rinsing assembly)	0.01 µm (99.99 %)	0.01 µm (99.99 %)
Power Source	220 V, 50/60 HZ, 1 PH	220 V, 50/60 HZ, 1 PH	220 V, 50/60 HZ, 1 PH
Power Consumption	1,900 VA (8.7A) (when equipped with Air Rinse & Vacuum)	1,700 VA (7.8 A) (when equipped with Air Rinse & Vacuum)	1,900 VA (8.7 A) (when equipped with Air Rinse & Vacuum)
Air Pressure	6 bar (87 psi)	6 bar (87 psi)	6 bar (87 psi)
Air Consumption	1,300 NL/min (46 CFM) (when equipped with Air Rinse Assembly)	1,300 NL/min (46 CFM) (when equipped with Air Rinse Assembly)	1,500 NL/min (53 CFM) (when equipped with Air Rinse Assembly)
Machine Dimensions (L x W x H)	2,200 x 1,235 x 1,980 mm (approx) (7'-3" x 4'-1" x 6'-6")	1,635 x 1,475 x 1,970 mm (approx) (5'-4" x 4'-10" x 6'-6")	2,380 x 1,935 x 2,140 mm (approx) (7'-10" x 6'-4" x 7')
Machine Weight	707 kg (1,559 lbs)	700 kg (1,543 lbs)	1,200 kg (2,646 lbs)
Noise Level	≤ 78 dB	≤ 78 dB	≤ 78 dB

* Machine specifications are subject to change without notice.

* Machine specifications are subject to change without notice.

▼ CVC 1102



The CVC 1102-400/ CVC 1102-600 Bottle Air Rinser are equipped with powerful clean air jet and vacuum suction which are combined with 180-degree inversion of bottle at speeds of up to 80-120 bottles per minute. The CVC 1102 series Automatic Bottle Air Rinser are the ideal solution for bottle packaging lines to achieve cGMP compliance.

Different bottle sizes are easily change over with customized bottle format change parts.

STANDARD FEATURES

- Display touchscreen instruction for machine operation is available in English
- Interlocked safety guarding
- Bottle backlog sensor at outfeed
- Type 304 stainless steel bin, frame, enclosure panels
- Type 316 stainless steel contact parts
- ISO 9001: 2015 certified

AVAILABLE OPTIONS

- Static Electricity Eliminator
- Vacuum block detection assembly
- Tower lamp
- 21 CFR Part 11 License
- OPC UA for data collection



• Air Rinse Station

CVC 1102 Technical Specifications

Model	CVC 1102-400	CVC 1102-600
Type	U4	U4
Productivity	Up to 80 BPM (subject to trial confirmation)	Up to 120 BPM (subject to trial confirmation)
Applicable Size	Bottle Dia.: Ø30-80 mm (1 1/4" to 3 1/8") Bottle Height: 50-150 mm (2" to 5 7/8")	Bottle Dia.: Ø30-120 mm (1 1/4" to 4 3/4") Bottle Height: 50-200 mm (2" to 7 3/4")
Air Filter Efficiency	0.01 µm (99.99%)	0.01 µm (99.99%)
Power Source	220 V, 50/60 HZ, 1 PH	220 V, 50/60 HZ, 1 PH
Power Consumption	1,230 VA (5.6 A) (with Air Rinse & Vacuum)	2,640 VA (12 A) (with Air Rinse & Vacuum)
Air Pressure	6 bar (87 psi)	6 bar (87 psi)
Air Consumption	1,400 NL/min (50 CFM)	1,500 NL/min (52.5 CFM)
Machine Dimensions (L x W x H)	1,680 x 1,050 x 1,435 mm (5'-6" x 3'-5" x 4'-8")	2,605 x 1,145 x 2,310 mm (8'-7" x 3'-9" x 7'-7")
Machine Weight	510 kg (1,124 lbs)	685 kg (1,510 lbs)
Noise Level	≤ 78 dB	≤ 78 dB

* Machine specifications are subject to change without notice.

STANDARD FEATURES

- Smooth bottle handling using infeed timing screw and starwheels provides high speed operation with optimal performance
- Multiple bottle clamps pick bottles in continuous rotary motion
- Bottles are inverted for air wash cleaning
- Each cleaning station is equipped with vacuum chamber for the exhaust of used air
- Air filtering system ensures a clean air source for the cleaning job
- Change parts are available for different bottle sizes
- Safety design includes emergency stop pushbutton and interlock safety guards in transparent panels
- Stainless steel construction meets cGMP requirements



- Multiple bottle washing stations in continuous rotary motion carries out washing operation at high speed.
- Bottle cleaning is accomplished by combining air washing, used air suction and bottle inversion.

AVAILABLE OPTIONS


- Tower lamp
- 21 CFR Part 11 License
- OPC UA for data collection

CVC 1102-R24AG Technical Specifications

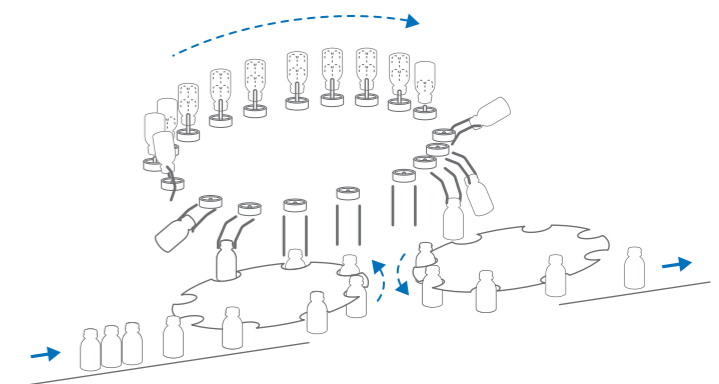
Productivity	Up to 200 BPM (subject to trial confirmation)
No. of Air Rinse Heads	24
Applicable Bottle	30-150 ml
Power Source	380 V, 50/60 HZ, 3 PH
Power Consumption	2,000 VA (3 A)
Air Pressure	6 bar (85 psi)
Air Consumption	2,000 NL/min (70 CFM)
Machine Dimensions (L x W x H)	1,970 x 1,875 x 1,995 mm (Including Conveyor) (6'-6" x 6'-2" x 6'-6")
Machine Weight	3,500 kg (7,716 lbs)
Noise Level	≤ 78 dB

* Machine specifications are subject to change without notice.

▼ CVC 1102-R24AG




▼ MACHINE WORKING FLOW



▼ CVC 3036-4



▼ CVC 3036-8



The CVC 3036 ser. linear type liquid fillers are designed for bottle filling of general liquids widely used in pharmaceutical, nutraceutical, food, chemical and cosmetics industries.

The CVC 3036 ser. liquid fillers can equip with 4, 8 and up to 12 volumetric pistons to reach max. fill speed of 72 bottles per minute, and they are very flexible to accommodate with customer's production requirement.

- Unique fill piston and nozzle designs are driven by servo system, which features fast and extremely high fill accuracy.
- The machine comes standard with a touch screen panel which allows operator to have simple and quick setup by storing and recalling product recipes.
- Unique tech mode setup, operator would never experience so friendly operation before.
- Error messages are instantly shown on the touch panel which features ease of the machine maintenance and troubleshooting.
- Available with multiple fillings at once to achieve large fill volumes.
- Options include various sizes of volumetric pistons with fill volume capacity range from 20 ml up to 1000 ml, shut-off nozzles, liquid buffer/storage tanks, 21 CFR PART 11 compliance, bottle neck holders, bottle feed screw.



• Shut-Off Nozzles and drip Tray: Shut-off nozzles are strongly recommended for liquid with low viscosity.


STANDARD FEATURES

- 4 / 8 / 12 filling stations
- Servo driven on both volumetric pistons and nozzles
- Various speed settings of liquid filling
- Diving type and bottom up filing features less foaming during filling
- Drip tray
- Capability of recipe storage
- Simple and quick tech mode setup
- Track full/ track empty sensors
- Bottle mouth holder design for special applications (require to conduct our factory test)
- Bottle feed screw for handling irregular shaped containers (option)
- Motorized single lane sanitary conveyor. custom made conveyor lengths are available upon request
- Stainless steel construction
- Capacity: up to 72 bottles per minute (BPM) on a water like liquid filling of 100 ml bottle for CVC 3036-12. 12 headed filler
- ISO 9001 : 2015 certified



• Bottle Mouth Holders: The dedicated bottle holders are required when bottle mouth opening is too small to be centered and aligned with fill nozzles.

▼ CVC 3036-12




Technical Specifications

Model	CVC 3036-4	CVC 3036-8	CVC 3036-12
No. of Filling Heads	4	8	12
Productivity	Up to 48 BPM (subject to trial confirmation)	Up to 64 BPM (subject to trial confirmation)	Up to 72 BPM (subject to trial confirmation)
Viscosity	2,000 cps	2,000 cps	2,000 cps
Applicable Size	Bottle Dia.: Ø30-110 mm (1 1/4" to 4 1/4") Bottle Height: 50-200 mm (2" to 7 3/4") Mouth Opening (I/D): Ø10-15 mm (3/8" to 5/8"), suitable for 6.5 mm (1/4") nozzle, over 15 mm (5/8") need to match 13 mm (1/2") nozzle.	Bottle Dia.: Ø30-110 mm (1 1/4" to 4 1/4") Bottle Height: 50-200 mm (2" to 7 3/4") Mouth Opening (I/D): Ø10-15 mm (3/8" to 5/8"), suitable for 6.5 mm (1/4") nozzle, over 15 mm (5/8") need to match 13 mm (1/2") nozzle.	Bottle Dia.: Ø30-110 mm (1 1/4" to 4 1/4") Bottle Height: 50-200 mm (2" to 7 3/4") Mouth Opening (I/D): Ø10-15 mm (3/8" to 5/8"), suitable for 6.5 mm (1/4") nozzle, over 15 mm (5/8") need to match 13 mm (1/2") nozzle.
Filling Range	20-1,000 ml (Need to adapt different volumetric piston pumps and proper nozzles)	20-1,000 ml (Need to adapt different volumetric piston pumps and proper nozzles)	20-1,000 ml (Need to adapt different volumetric piston pumps and proper nozzles)
Power Source	220 V, 50/60 HZ, 1 PH / 380V, 50/60 HZ, 3PH	220 V, 50/60 HZ, 1 PH / 380V, 50/60 HZ, 3PH	220 V, 50/60 HZ, 1 PH / 380V, 50/60 HZ, 3PH
Power Consumption	3,100 VA (220V: 16 A / 380V: 8 A)	4,600 VA (220V: 25 A / 380V: 12 A)	6,100 VA (220V: 32 A / 380V: 16 A)
Air Consumption	6 bar (87 psi)	6 bar (87 psi)	6 bar (87 psi)
Air Pressure	45 NL/min (1.6 CFM)	50 NL/min (1.8 CFM)	55 NL/min (1.95 CFM)
Machine Dimensions (L x W x H)	3,000 x 1,040 x 2,200 mm (9'-10" x 3'-5" x 7'-3")	3,600 x 1,040 x 2,200 mm (11'-10" x 3'-5" x 7'-3")	4,200 x 1,040 x 2,200 mm (13'-9" x 3'-5" x 7'-3")
Machine Weight	620 kg (1,366 lbs)	945 kg (2,083 lbs)	1,010 kg (2,226 lbs)
Noise Level	70-75 dB	70-75 dB	70-75 dB

* Machine specifications are subject to change without notice.

* Machine specifications are subject to change without notice.

▼ CVC 3036-8H



CVC 3036-8H with in-line configuration are really versatile fillers that easily - and inexpensively - accommodates to different bottle sizes.

STANDARD FEATURES

- Diving type filling mechanism: filling nozzles dip into bottles and move up while liquid is being filled. It features less foaming during filling
- 8 filling stations
- Servo driven on both volumetric pistons and nozzles
- Flexible adjustments can meet different product characteristics and bottle shapes
- Various speed settings of liquid filling
- Capability of recipe storage
- Simple and quick teach mode setup
- Track full / track empty sensors
- Bottle mouth holder design for special applications (requires to conduct our R & D evaluation)
- PLC control with user-friendly operation
- Motorized single lane sanitary conveyor. customized conveyor lengths are available upon request
- Type 304 stainless steel bin, frame, enclosure panels
- Type 316L stainless steel and FDA approved materials are liquid contact parts
- ISO 9001 : 2015 certified


CVC 3036-8H Technical Specifications

No. of Filling Heads	8
Productivity	Up to 100 BPM (subject to trial confirmation)
Viscosity	2,000 cps
Applicable Size	Bottle Dia.: Ø30-70 mm (1 1/4" to 2 3/4") Bottle Height: 65-165 mm (2 1/2" to 6 1/2") Mouth Opening (I/D): Ø10-15 mm (3/8" to 5/8"), suitable for 6.5 mm (1/4") nozzle, over 15 mm (5/8") need to match 13 mm (1/2") nozzle.
Filling Range	20-500 ml (Need to adapt different volumetric piston pumps and proper nozzles)
Power Source	380 V, 50/60 HZ, 3PH
Power Consumption	6,975 VA (18 A)
Air Pressure	6 bar (87 psi)
Air Consumption	50 NL/min (1.8 CFM)
Machine Dimensions (L x W x H)	3,600 x 1,050 x 2,350 mm (approx) (11'-10" x 3'-5" x 7'-9")
Machine Weight	1,240 kg (2,733 lbs)
Noise Level	70-76 dB


* Machine specifications are subject to change without notice.

AVAILABLE OPTIONS

- Various sizes of volumetric pistons with fill volume capacity range from 20 ml up to 500 ml
- Shut-off nozzles
- 1-on-8 manifold pipe
- Liquid buffer/storage tanks
- 21 CFR PART 11 compliance
- OPC UA for data collection
- Bottle mouth holders
- Bottle feed screw



• Walking Beam type filling system allows continuous and precise filling at high speed.



• Automatic adjustment of guide rails from touch screen panel features ease of bottle changeover.

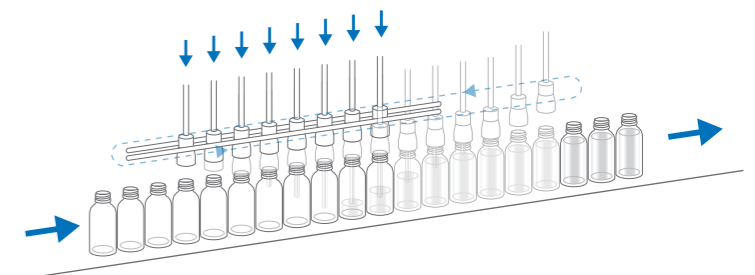


• Bottle Feed Screw System with servo motor drive.


▼ PACKED PRODUCTS



▼ MACHINE WORKING FLOW



▼ CVC F0804



CVC F0804 Monoblock liquid filler and capper adapts high performance servo technologies, that provides fast, precise liquid filling and capping.

During the liquid filling process, bottles are carried through the filling area by servo driven feed screw and the liquid filling nozzles are mounted on a walking beam mechanism, which allows to track the movement of bottles for diving type filling in continuous motion. Once the filling process is complete, the filled bottles will continuously travel to rotary capping system. High speed liquid filling and capping jobs are accomplished in one machine.

STANDARD FEATURES


- 8 filling stations
- 4 Servo Driven Capping Heads
- Diving type and bottom up filling mechanism: filling nozzles dip into bottles and move up while liquid is being filled. It features less foaming during filling.
- Servo driven on both volumetric pistons and nozzles
- Flexible adjustments can meet different product characteristics and bottle shapes
- Various speed settings of liquid filling
- Capability of recipe storage
- Simple and quick teach mode setup
- Track full/ track empty sensors
- Bottle mouth holder design for special applications (requires to conduct our R & D evaluation)
- PLC control with user-friendly operation
- Motorized single lane sanitary conveyor. Customized conveyor lengths are available upon request
- Capping head up/down and rotation are individually driven by advanced Linmot liner motors and Servo motors, which feature precise capping control and ease of adapting to a wide range of capping applications
- Capping torque inspection system
- Type 304 stainless steel bin, frame, enclosure panels
- Type 316L stainless steel and FDA approved liquid contact parts
- ISO 9001 : 2015 certified

AVAILABLE OPTIONS

- Various sizes of volumetric pistons with fill volume capacity range from 20 ml up to 500 ml
- Shut-off nozzles
- 1-on-8 manifold pipe
- Liquid buffer/storage tanks
- 21 CFR PART 11 compliance
- OPC UA for data collection
- Bottle mouth holders
- Bottle feed screw

CVC Rotary Servo Capping Systems are available for the following types of capping applications:

- Plastic Screw-on caps
- Snap-on caps
- Push-in stoppers, and plugs



• 8 filling stations and 4 capping heads



• Bottle Feed Screw System with servo motor drive.

CVC F0804 Technical Specifications

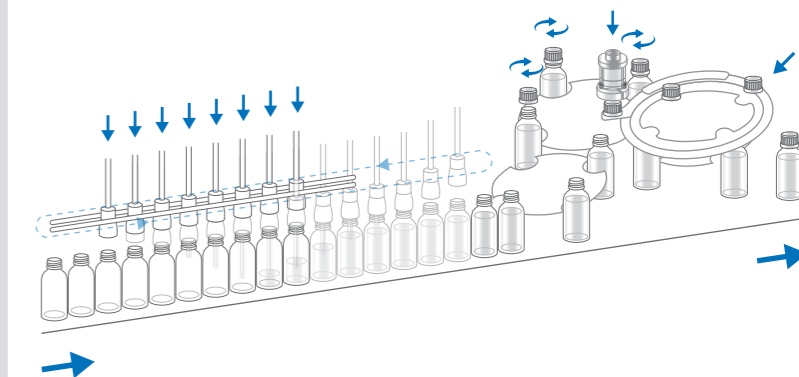
No. of Filling Heads	8
No. of Capping Heads	4
Productivity	Up to 100 BPM (subject to trial confirmation)
Viscosity	2,000 pcs
Applicable Size	Bottle Dia.: Ø30-70 mm (1 1/4" to 2 3/4") Bottle Height: 65-165 mm (2 5/8" to 6 1/2") Mouth Opening(I/D): Ø10-15 mm (3/8" to 5/8"), suitable for 6.5 mm (1/4") nozzle, over 15 mm (5/8") need to match 13 mm (1/2") nozzle. Cap Dia.: Ø30-60 mm (1 1/4" to 2 1/4") Cap Height: 13-28 mm (1/2" to 1 1/8")
Filling Range	20-500 ml (Need to adapt different volumetric piston pumps and proper nozzles)
Power Source	380 V, 50/60 HZ, 3 PH
Power Consumption	11,010 VA (25 A)
Air Pressure	6 bar (87 psi)
Air Consumption	1,147 NL/min (40.5 CFM)
Machine Dimensions [L x W x H]	2,600 x 1,300 x 2,200 mm (main machine) (8'-6" x 4'-3" x 7'-3")
Machine Weight	3,450 kg (7,605 lbs)
Noise Level	≤ 80 dB

* Machine specifications are subject to change without notice.


▼ PACKED PRODUCTS



▼ MACHINE WORKING FLOW



▼ CVC 3085-2



Two-Station Monoblock System includes in-line filling and indexing capping.

Accurate bottle positioning:

Bottles are transmitted and positioned precisely under the filling nozzles with a bottle gating system. Two servo driven ROPP crimping heads or screw capping heads are synchronized with an indexing starwheel, which provide fast and easy changeover when switching bottle sizes. The CVC 3085-2 includes a 'no bottle, no fill' function and utilizes a servo driven control system for precise filling and capping.


- Siemens PLC control with touchscreen HMI
- Stainless steel construction meets cGMP requirements
- Liquid contact parts are made of stainless steel #316 and FDA approved materials.

CVC 3085-2 Technical Specifications	
No. of Filling Heads	6, 8
No of Capping Heads	2
Productivity	Up to 50 BPM (subject to trial confirmation)
Viscosity	2,000 cps
Applicable Size	Bottle Dia.: Ø30-110 mm (1 1/4" to 4 1/4") Bottle Height: 50-200 mm (2" to 7 3/4") Mouth Opening (I/D): Ø10-15 mm (3/8" to 5/8"), suitable for 6.5 mm (1/4") nozzle, over 15 mm (5/8") need to match 13 mm (1/2") nozzle. Cap Dia.: Ø18-50 mm (3/4" to 2") Cap Height: 8-30 mm (3/8" to 1 1/4")
Applicable Product	Cap: plastic screw cap or ROPP aluminum cap Bottle: Plastic bottles, Glass bottles
Filling Range	20-500 ml (Need to adapt different volumetric piston pumps and proper nozzles)
Power Source	380 V, 50/60 HZ, 3 PH
Power Consumption	10,000 VA (26 A)
Air Pressure	6 bar (87 psi)
Air Consumption	170 NL/min (6 CFM)
Machine Dimensions (L x W x H)	3,660x 1,485x 2,190 mm (12' x 4'-10" x 7'-2") (Including conveyor & tower lamp)
Machine Weight	3,600 kg (7,936 lbs)
Noise Level	≤ 80 dB


* Machine specifications are subject to change without notice.



- The smart design provides flexibility and enables users to run in-line filler and indexing capper for a variety of bottles and caps on their requirements.



- Compact Capping Station: Cap pick-up, press-on and screw tightening are completed on one bottle transmission starwheel.

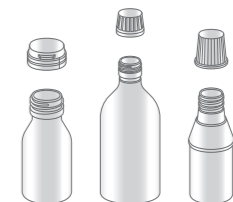


- Easy and quick changeover for bottles and caps is featured. It takes only few minutes.

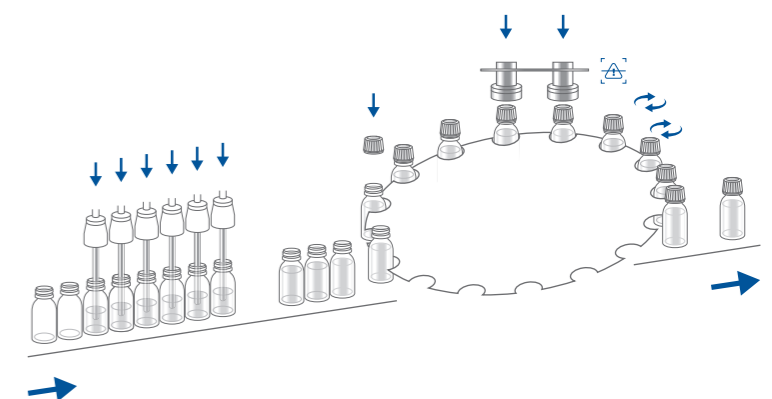


- Applicable for both plastic screw caps and press-on caps. Bottle is verified before capping.

▼ PACKED PRODUCTS



▼ MACHINE WORKING FLOW



▼ CVC 3095



The CVC 3095 monoblock machine combines multiple-station for liquid filling, plugging, and capping or crimping in one machine, providing exceptional flexibility, stability and durability.

STANDARD FEATURES

- Three in one: liquid filling, plug/ stopper inserting, capping/ crimping are accomplished in one machine
- Wide application range includes eye drops, nasal sprays, breath fresheners, food color, iodine tinctures, and mercurochrome products to name a few
- Servo motor control provides reliable and repeatable results for all stations
- All contact parts are stainless steel SS316 and food grade silicone, with mechanical frame built in stainless steel SS304
- Bottles are fed accurately into each station through indexing starwheel
- PLC control with HMI
- Stainless steel construction meets cGMP requirements

CVC 3095 Technical Specifications

No. of Filling Heads	4, 6
Productivity	Up to 32 BPM (subject to trial confirmation)
Viscosity	2,000 cps
Applicable Size	Bottle Dia.: Ø30-110 mm (1 1/4" to 4 1/4") Bottle Height: 50-220 mm (2" to 8 1/2") Mouth Opening (I/D): Ø10-15 mm (3/8" to 5/8"), suitable for 6.5 mm (1/4") nozzle, over 15 mm (5/8") need to match 13 mm (1/2") nozzle. Cap Dia.: Ø20-30 mm (3/4" to 1 1/4") Cap Height: 8-30 mm (5/8" to 1 1/4")
Applicable Product	Cap: ROPP, Aluminum caps, Dropper, Essential oil cap Bottle: Plastic bottles, Glass bottles
Filling Range	20-500 ml (Need to adapt different volumetric piston pumps and proper nozzles)
Power Source	220 V, 50/60 HZ, 3 PH
Power Consumption	18,600 VA (56 A)
Air Pressure	6 bar (87 psi)
Air Consumption	240 NL/min (8.5 CFM)
Machine Dimensions (L x W x H)	4,000 x 1,550 x 2,210 mm (approx) (13'-2" x 5'-1" x 7'-3")
Machine Weight	2,400 kg (5,291 lbs)
Noise Level	≤ 80 dB


* Machine specifications are subject to change without notice.



• Automatic unscrambling vibrators for rubber stoppers, plugs and caps.



• Specialised design for eye drops provides durable compact liquid filling station, and stable operation at speeds up to 80 BPM.



• Compact liquid filling station.

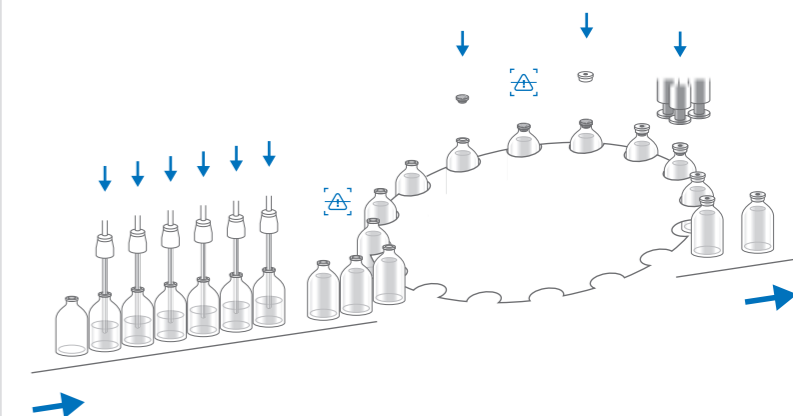


• Dual capping / crimping station

▼ PACKED PRODUCTS



▼ MACHINE WORKING FLOW



▼ CVC 3034




The compact-designed CVC 3034 Chuck Capping System provides excellent capping performance with maximum output of 40 BPM (bottles per min.). The machine is great to integrate with a variety of bottle packaging lines.

CVC Servo Chuck Capping System is available for the following types of capping applications:

- Plastic Screw-on caps
- Snap-on caps
- Aluminum ROPP caps
- Push-in stoppers, and plugs
- Pumps and triggers

STANDARD FEATURES

- Production Output is up to 40 bottles per min (Actual output will be depending on customer's bottles and caps. Our factory evaluation is required.)
- Table top design features ease of machine cleanup and operator's access
- Stainless steel construction, meeting GMP regulations
- Servo motor driven system is applied for consistent torque application
- Siemens PLC and 7" Touch Screen Panel HMI
- Up to 50 Recipes which allow operator to perform quick storage and recall of capping job memory
- Main Drive System is servo motor driven
- Capping head up/down and rotation are driven by advanced servo motors, which feature precise capping control
- Capping torque inspection system
- CE standard PC safety guard
- Type 304 stainless steel bin, frame, enclosure panels
- ISO 9001 : 2015 certified



Low maintenance cost and time:

With the use of servo main drive system, the CVC chuck capper requires only minimal maintenance.

AVAILABLE OPTIONS

- 21CFR Part 11 compliance
- OPC UA for data collection
- Cap Prefeeder (Cap Stock Elevator/Hopper)
- Fallen bottle detection
- Bottle & cap detection system is used for foil liner and crooked caps detection
- Rejection system is in conjunction with verification devices to removing unqualified containers: cocked caps, missing foil liners, low capping torque level (if capping torque is lower than set torque)
- Rejection verification check
- Bottle format changeover parts
- Cap format changeover parts
- Cap contact parts: type 316L stainless steel

CVC 3034 Technical Specifications

No of Heads	1
Productivity	Up to 40 BPM (subject to trial confirmation)
Applicable Size	Bottle Dia.: Ø30-110 mm (1 1/4" to 4 1/4") Bottle Height: 50-220 mm (2" to 8 1/2") Cap Dia.: Ø30-60 mm (1 1/4" to 2 1/4") Cap Height: 8-22 mm (3/8" to 7/8")
Applicable Product	Cap: CRC, CT (*) Bottle: Plastic bottle, Glass bottle (**)
Power Source	220 V, 50/60 HZ, 1 PH
Power Consumption	1,800 VA (10 A)
Air Pressure	6 bar (87 psi)
Air Consumption	45 NL/min (1.6 CFM)
Machine Dimensions (L x W x H)	2,150 x 1,325 x 2,200 mm (7'-1" x 4'-4" x 7'-3")
Machine Weight	1,020 kg (2,248 lbs)
Noise Level	≤ 80 dB

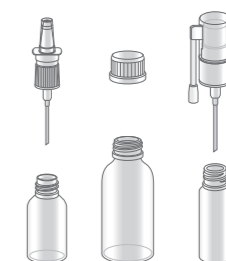
* For press-on caps, please consult with CVC Engineering team.

** For irregular shaped bottles, please consult with CVC Engineering team.

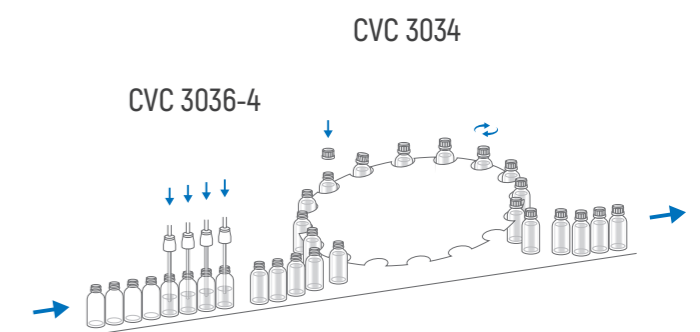
▼ CVC 3036-4 + CVC 3034



▼ PACKED PRODUCTS



▼ MACHINE WORKING FLOW



▼ CVC 3034-2



The compact-designed CVC 3034-2 Chuck Capping System provides excellent capping performance with maximum output of 60 BPM (bottles per min.). The machine is great to integrate with a variety of bottle packaging lines.

CVC Servo Chuck Capping System is available for the following types of capping applications:

- Plastic Screw-on caps
- Snap-on caps
- Aluminum ROPP caps
- Push-in stoppers, and plugs
- Pumps and triggers

STANDARD FEATURES

- Production Output is up to 60 bottles per min (Actual output will be depending on customer's bottles and caps. Our factory evaluation is required.)
- 2 Servo Driven Capping Heads
- Table top design features ease of machine cleanup and operator's access
- Stainless steel construction, meeting GMP regulations
- Servo motor driven system is applied for consistent torque application
- Siemens PLC and 7" Touch Screen Panel HMI
- Up to 50 Recipes which allow operator to perform quick storage and recall of capping job memory
- Main Drive System is servo motor driven
- Capping head up/down and rotation are driven by advanced servo motors, which feature precise capping control
- Capping torque inspection system
- CE standard PC safety guard
- Type 304 stainless steel bin, frame, enclosure panels
- ISO 9001 : 2015 certified



• Bottle format changeover parts

Low maintenance cost and time:

With the use of servo main drive system, the CVC chuck capper requires only minimal maintenance.

AVAILABLE OPTIONS

- 21CFR Part 11 compliance
- OPC UA for data collection
- Cap Prefeeder (Cap Stock Elevator/Hopper)
- Fallen bottle detection
- Bottle & cap detection system is used for foil liner and crooked caps detection
- Rejection system is in conjunction with verification devices to removing unqualified containers: cocked caps, missing foil liners, low capping torque level (if capping torque is lower than set torque)
- Rejection verification check
- Bottle format changeover parts
- Cap format changeover parts
- Cap contact parts: type 316L stainless steel



• Cap Prefeeder (Cap Stock Elevator/Hopper)


CVC 3034-2 Technical Specifications

No of Heads	2
Productivity	Up to 60 BPM (subject to trial confirmation)
Applicable Size	Bottle Dia.: Ø30-90 mm (1 1/4" to 3 1/2") Bottle Height: 50-170 mm (2" to 6 3/4") Cap Dia.: Ø30-60 mm (1 1/4" to 2 1/4") Cap Height: 8-22 mm (3/8" to 7/8")
Applicable Product	Cap: CRC, CT (*) Bottle: Plastic bottle, Glass bottle (**)
Power Source	380 V, 50/60 HZ, 3 PH
Power Consumption	8,800 VA (35 A)
Air Pressure	6 bar (87 psi)
Air Consumption	45 NL/min (1.6 CFM)
Machine Dimensions [L x W x H]	3,500 x 1,435 x 2,200 mm (11'-6" x 4'-9" x 7'-3") (Including tower lamp)
Machine Weight	1,530 kg (3,373 lbs)
Noise Level	≤ 80 dB

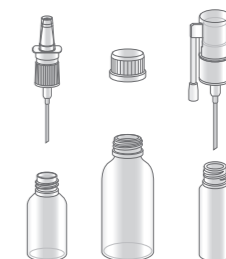
* For press-on caps, please consult with CVC Engineering team.

** For irregular shaped bottles, please consult with CVC Engineering team.

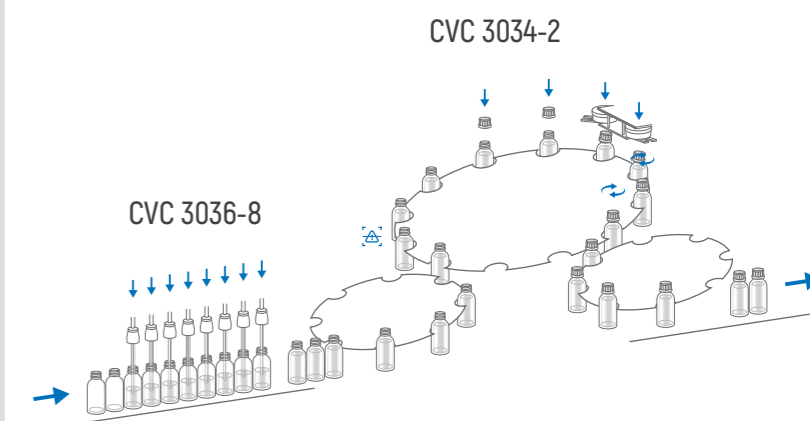
▼ CVC 3036-8 + CVC 3034-2



▼ PACKED PRODUCTS



▼ MACHINE WORKING FLOW



▼ CVC 3074-8



The compact-designed CVC 3074-8 rotary capping system provides the great performance and stability to satisfy the modern bulk production.

CVC Rotary Servo Capping Systems are available for the following types of capping applications:

- Plastic Screw-on caps
- Snap-on caps
- Push-in stoppers, and plugs

STANDARD FEATURES

- Production Output is up to 200 bottles per min
(Actual output will be depending on customer's containers and caps. Our factory evaluation is required.)
- 8 Servo Driven Capping Heads
- Table top design features ease of machine cleanup and operator's access
- Stainless steel construction, meeting GMP regulations
- Servo motor driven system is applied for consistent torque application
- Siemens PLC and 12.1" Touch Screen Panel PC-based HMI
- Up to 500 Recipes which allow operator to perform quick storage and recall of capping job memory
- Main Drive System is servo motor driven
- Capping head up/down and rotation are individually driven by advanced Linmot liner motors, which feature precise capping control and ease of adapting to a wide range of capping applications
- Capping torque inspection system
- CE standard PC safety guard
- Type 304 stainless steel bin, frame, cap disc and enclosure panels
- ISO 9001 : 2015 certified



• Capping head up/down and rotation are individually driven by advanced Linmot liner motors and Servo motors.

Low maintenance cost and time:

With the use of servo main drive system, the CVC rotary capper requires only minimal maintenance.

AVAILABLE OPTIONS

- 21CFR Part 11 compliance
- OPC UA for data collection
- Cap Prefeeder (Cap Stock Elevator/ Hopper)
- Fallen bottle detection
- Bottle & cap detection system is used for foil liner and crooked caps detection
- Rejection system is in conjunction with verification devices to removing unqualified containers: cocked caps, missing foil liners, low capping torque level (if capping torque is lower than set torque)
- Rejection verification check
- Bottle format changeover parts
- Cap format changeover parts
- Cap contact parts: type 316 stainless steel



• Cap pick and place disc

CVC 3074-8 Technical Specifications

No of Heads	8
Productivity	Up to 200 BPM (subject to trial confirmation)
Applicable Size	Bottle Dia.: Ø30-70 mm (1 1/4" to 2 3/4") Bottle Height: 65-220 mm (2 1/2" to 8 1/2") Cap Dia.: Ø30-60 mm (1 1/4" to 2 1/4") Cap Height: 8-22 mm (3/8" to 7/8")
Applicable Product	Bottles shape: round and square bottles, irregular shaped bottle (*) Cap types: Screw caps, Press-on caps (**)
Power Source	380 V, 50/60 HZ, 3 PH
Power Consumption	10,000 VA (16 A)
Air Pressure	6 bar (87 psi)
Air Consumption	1,947 NL/min (68.8 CFM)
Machine Dimensions [L x W x H]	3,500 x 1,690 x 2,255 mm (Including tower lamp) (11'-6" x 5'-7" x 7'-5")
Machine Weight	2,223 kg (4,900 lbs)
Noise Level	70-75 dB

* For irregular shaped bottles, please consult with CVC Engineering team.
** For press-on caps, please consult with CVC Engineering team.

▼ PACKED PRODUCTS



▼ MACHINE WORKING FLOW

